

Cluster Box Units & Outdoor Parcel Lockers

continued on pages 10 - 15



Salsbury Industries is Officially Licensed by the U.S.P.S. to Manufacture Cluster Box Units (CBU's)



Salsbury 3300 series Cluster Box Units (CBU's) are manufactured to U.S.P.S. "F" specifications and are an officially licensed product of the U.S. Postal Service for centralized mail delivery.

U.S.P.S. License #: 1CDSEQ-08-B-0026

CLUSTER BOX UNITS & OUTDOOR PARCEL LOCKERS


FRONT LOADING



Made of heavy duty aluminum and stainless steel hardware, Salsbury 3300 series U.S.P.S. approved Cluster Box Units (CBU's) are accessed from the front through two (2) easy opening master door panels. The Outdoor Parcel Lockers (OPL's) are accessed from the front through one or two (2) easy opening master doors. The durable and corrosion resistant units feature a powder coated finish available in six (6) contemporary colors. Each CBU and OPL includes one or more fully integrated parcel lockers and a matching pedestal. Each pre-numbered aluminum door includes a heavy duty five (5) pin cylinder cam lock with a dust/rain shield and three (3) keys. One additional compartment in each CBU is labeled "Outgoing Mail" and includes a weather protection flap and an 11-3/4" W x 3/4" H mail slot. An attractive option for new and existing CBU and OPL installations are Salsbury 3300R series U.S.P.S. approved Regency® Decorative CBU's and OPL's - see pages 12-13.

Current Pricing and Volume Discounts Available at Mailboxes.com!

CBU MAILBOX CONFIGURATOR

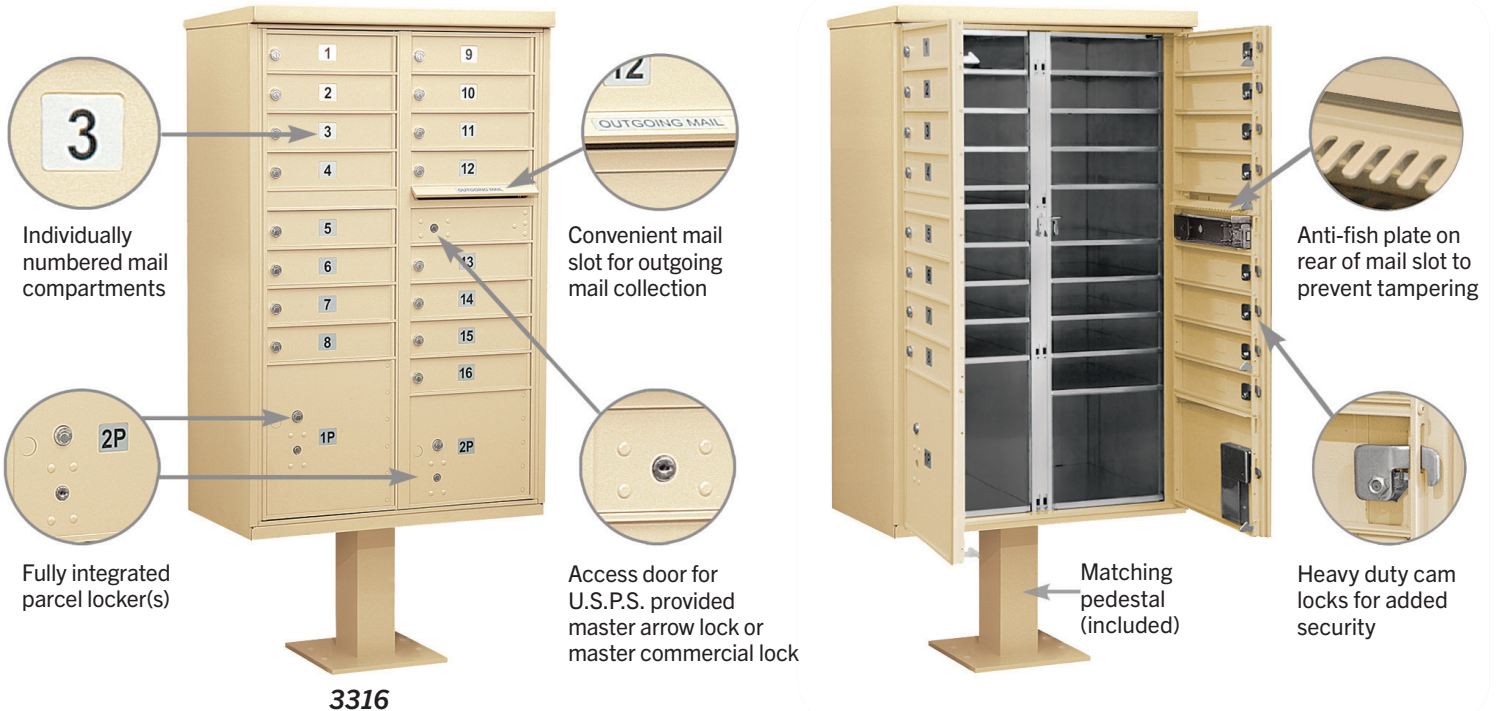


Access our CBU Configurator at:
www.mailboxes.com/Mailbox-Configurator

Our CBU mailbox configurator will assist in determining the ideal combination of mailboxes and parcel lockers based on your specific requirements. This robust tool also allows you to add numbering sequences to drawings. In addition to clear and easy to read elevation line drawings with dimensions, our online mailbox configurator will also provide you with PDF, Word, Excel and AutoCAD drawing files to download for your project. Purchasing products and requesting a quote online is simple and convenient.

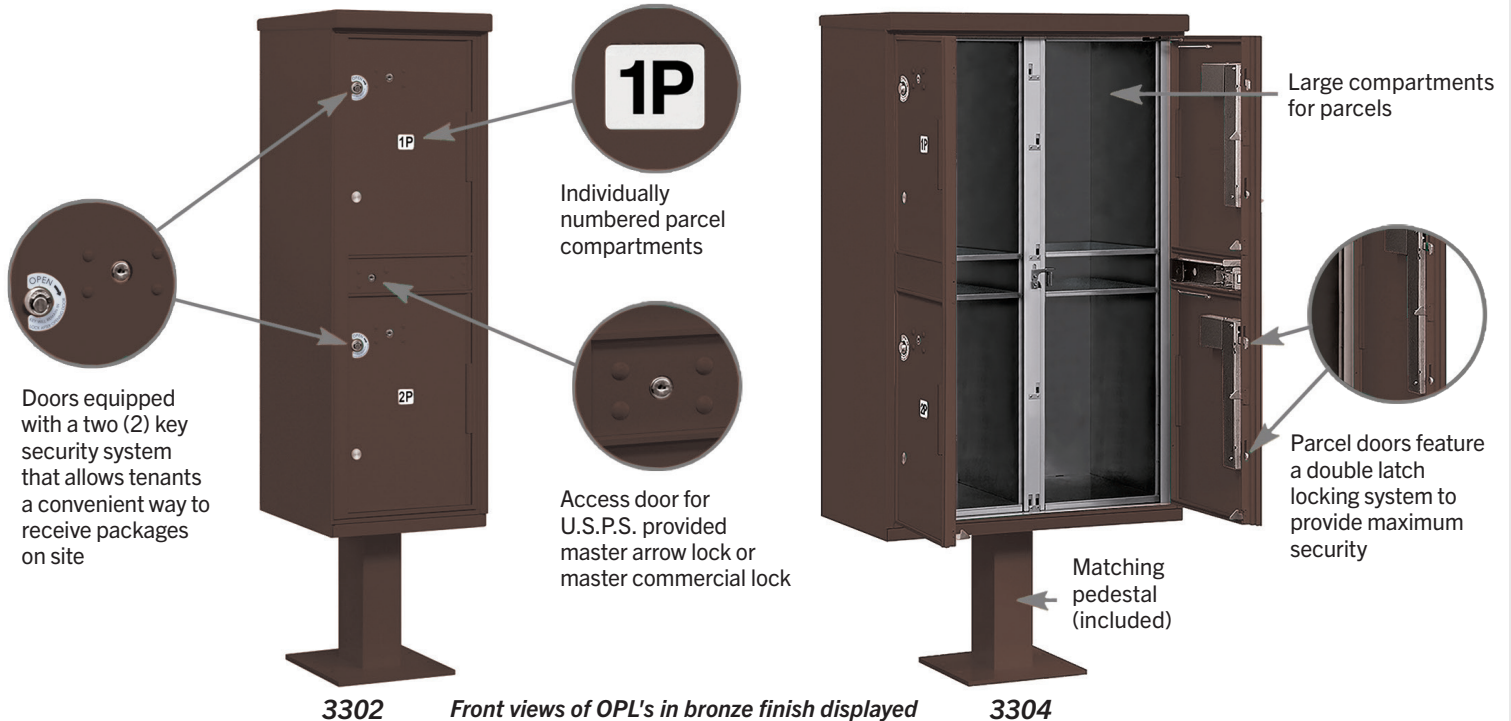
#3316 in sandstone finish displayed

STANDARD FEATURES FOR CBU'S



Front views of #3316 in sandstone finish displayed

STANDARD FEATURES FOR OPL'S



Front views of OPL's in bronze finish displayed

AVAILABLE COLORS



See specifications & options on page 15

Cluster Box Units & Outdoor Parcel Lockers

continued on pages 12 - 15



#3313 in bronze finish displayed

OUTDOOR PARCEL LOCKERS



includes pedestal

3302

DESCRIPTION

3302¹
Outdoor Parcel Locker
2 Compartments - Type I

(2) parcel lockers
(1) pedestal

UNIT SIZE

16" W x 62" H x 18" D

Parcel locker compartment sizes:
12" W x 19-3/4" H x 15" D

WEIGHT

100 lbs.



includes pedestal

3304

DESCRIPTION

3304¹
Outdoor Parcel Locker
4 Compartments - Type II

(4) parcel lockers
(1) pedestal

UNIT SIZE

30-1/2" W x 62" H x 18" D

Parcel locker compartment sizes:
12" W x 19-3/4" H x 15" D

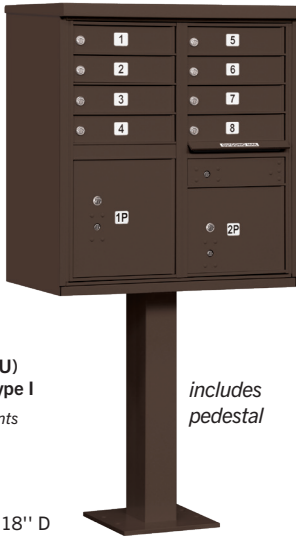
WEIGHT

165 lbs.

Current Pricing and Volume Discounts Available at Mailboxes.com!



CLUSTER BOX UNITS



DESCRIPTION

3308¹
Cluster Box Unit (CBU)
8 "A" Size Doors - Type I

(8) "A" mail compartments
(2) parcel lockers
(1) pedestal

UNIT SIZE

30-1/2" W x 62" H x 18" D

Mail compartment size:
12" W x 3" H x 15" D

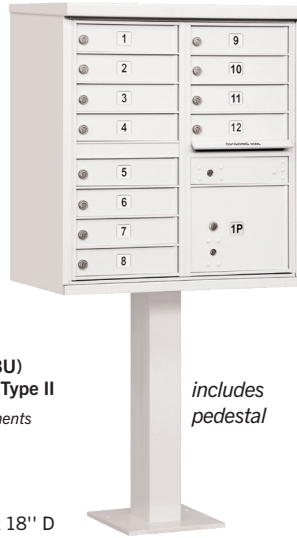
Parcel locker compartment sizes:
(1) 12" W x 13-1/2" H x 15" D
(1) 12" W x 10" H x 15" D

WEIGHT

155 lbs.

includes pedestal

3308



DESCRIPTION

3312¹
Cluster Box Unit (CBU)
12 "A" Size Doors - Type II

(12) "A" mail compartments
(1) parcel locker
(1) pedestal

UNIT SIZE

30-1/2" W x 62" H x 18" D

Mail compartment size:
12" W x 3" H x 15" D

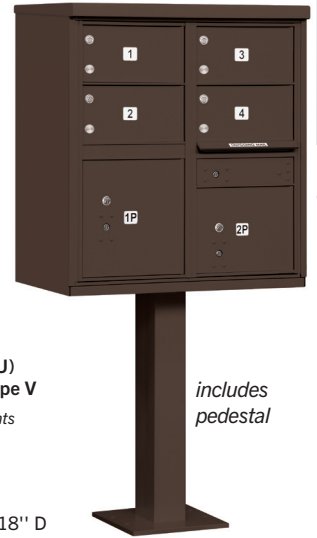
Parcel locker compartment size:
12" W x 10" H x 15" D

WEIGHT

155 lbs.

includes pedestal

3312



DESCRIPTION

3305¹
Cluster Box Unit (CBU)
4 "C" Size Doors - Type V

(4) "C" mail compartments
(2) parcel lockers
(1) pedestal

UNIT SIZE

30-1/2" W x 62" H x 18" D

Mail compartment size:
12" W x 6-1/2" H x 15" D

Parcel locker compartment sizes:
(1) 12" W x 13-1/2" H x 15" D
(1) 12" W x 10" H x 15" D

WEIGHT

145 lbs.

includes pedestal

3305



DESCRIPTION

3316¹
Cluster Box Unit (CBU)
16 "A" Size Doors - Type III

(16) "A" mail compartments
(2) parcel lockers
(1) pedestal

UNIT SIZE

30-1/2" W x 62" H x 18" D

Mail compartment size:
12" W x 3" H x 15" D

Parcel locker compartment sizes:
(1) 12" W x 13-1/2" H x 15" D
(1) 12" W x 10" H x 15" D

WEIGHT

175 lbs.

includes pedestal

3316



DESCRIPTION

3313¹
Cluster Box Unit (CBU)
13 "B" Size Doors - Type IV

(13) "B" mail compartments
(1) parcel locker
(1) pedestal

UNIT SIZE

30-1/2" W x 62" H x 18" D

Mail compartment size:
12" W x 4-3/4" H x 15" D

Parcel locker compartment size:
12" W x 10" H x 15" D

WEIGHT

165 lbs.

includes pedestal

3313



DESCRIPTION

3306¹
Cluster Box Unit (CBU)
8 "A" Size Doors - Type VI

(8) "A" mail compartments
(4) parcel lockers
(1) pedestal

UNIT SIZE

30-1/2" W x 62" H x 18" D

Mail compartment size:
12" W x 3" H x 15" D

Parcel locker compartment sizes:
(3) 12" W x 13-1/2" H x 15" D
(1) 12" W x 10" H x 15" D

WEIGHT

165 lbs.

includes pedestal

3306

¹ Specify



sandstone



bronze



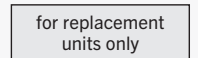
white



green



black



for replacement units only

gray

See specifications & options on page 15

Regency® Decorative CBU's & OPL's

continued on pages 14 - 15

Includes:

- CBU or OPL and Matching Pedestal
- Regency® Decorative Top
- Regency® Pedestal Cover



#3312R in black finish displayed

Salsbury Industries is Officially Licensed by the U.S.P.S. to Manufacture Cluster Box Units (CBU's)



Salsbury 3300 series Cluster Box Units (CBU's) are manufactured to U.S.P.S. "F" specifications and are an officially licensed product of the U.S. Postal Service for centralized mail delivery.

U.S.P.S. License #: 1CDSEQ-08-B-0026

REGENCY® DECORATIVE CBU's & OPL's FRONT LOADING

Made of heavy duty aluminum and stainless steel hardware, Salsbury 3300R series U.S.P.S. approved Regency® Decorative Cluster Box Units (CBU's) and Regency® Decorative Outdoor Parcel Lockers (OPL's) are available in an easy to order complete package that includes a Salsbury 3300 series CBU or OPL and matching pedestal, an attractive decorative top and an elegant decorative pedestal cover. USPS approved decorative tops and pedestal covers are made of die-cast aluminum and can be ordered separately - see page 14.

Current Pricing and Volume Discounts Available at Mailboxes.com!

REGENCY® OUTDOOR PARCEL LOCKER (4 DOOR UNIT ONLY)



DESCRIPTION

3304R¹
Regency® Decorative OPL
4 Compartments - Type II
(4) parcel lockers

UNIT SIZE

31" W x 71-3/4" H x 18-1/2" D
Parcel locker compartment size:
12" W x 19-3/4" H x 15" D

WEIGHT

205 lbs.

3304R



CBU CONFIGURATOR

Our CBU configurator will assist in determining the ideal combination of mailboxes and parcel lockers for your project. In addition to drawings with dimensions, our online mailbox configurator will also provide you with downloadable PDF, Word, Excel and AutoCAD drawing files.

**REGENCY®
CLUSTER BOX
UNITS**



3308R

DESCRIPTION

3308R¹
Regency® Decorative CBU
8 "A" Size Doors - Type I

(8) "A" mail compartments
(2) parcel lockers

UNIT SIZE

31" W x 71-3/4" H x 18-1/2" D

Mail compartment size:
12" W x 3" H x 15" D

Parcel locker compartment sizes:
(1) 12" W x 13-1/2" H x 15" D
(1) 12" W x 10" H x 15" D

WEIGHT

200 lbs.



3312R

DESCRIPTION

3312R¹
Regency® Decorative CBU
12 "A" Size Doors - Type II

(12) "A" mail compartments
(1) parcel locker

UNIT SIZE

31" W x 71-3/4" H x 18-1/2" D

Mail compartment size:
12" W x 3" H x 15" D

Parcel locker compartment size:
12" W x 10" H x 15" D

WEIGHT

200 lbs.



3305R

DESCRIPTION

3305R¹
Regency® Decorative CBU
4 "C" Size Doors - Type V

(4) "C" mail compartments
(2) parcel lockers

UNIT SIZE

31" W x 71-3/4" H x 18-1/2" D

Mail compartment size:
12" W x 6-1/2" H x 15" D

Parcel locker compartment sizes:
(1) 12" W x 13-1/2" H x 15" D
(1) 12" W x 10" H x 15" D

WEIGHT

190 lbs.



3316R

DESCRIPTION

3316R¹
Regency® Decorative CBU
16 "A" Size Doors - Type III

(16) "A" mail compartments
(2) parcel lockers

UNIT SIZE

31" W x 71-3/4" H x 18-1/2" D

Mail compartment size:
12" W x 3" H x 15" D

Parcel locker compartment sizes:
(1) 12" W x 13-1/2" H x 15" D
(1) 12" W x 10" H x 15" D

WEIGHT

215 lbs.



3313R

DESCRIPTION

3313R¹
Regency® Decorative CBU
13 "B" Size Doors - Type IV

(13) "B" mail compartments
(1) parcel locker

UNIT SIZE

31" W x 71-3/4" H x 18-1/2" D

Mail compartment size:
12" W x 4-3/4" H x 15" D

Parcel locker compartment size:
12" W x 10" H x 15" D

WEIGHT

205 lbs.



3306R

DESCRIPTION

3306R¹
Regency® Decorative CBU
8 "A" Size Doors - Type VI

(8) "A" mail compartments
(4) parcel lockers

UNIT SIZE

31" W x 71-3/4" H x 18-1/2" D


Mail compartment size:
12" W x 3" H x 15" D

Parcel locker compartment sizes:
(3) 12" W x 13-1/2" H x 15" D
(1) 12" W x 10" H x 15" D

WEIGHT

205 lbs.

¹ Specify



sandstone



bronze



white



green



black

See specifications & options on page 15

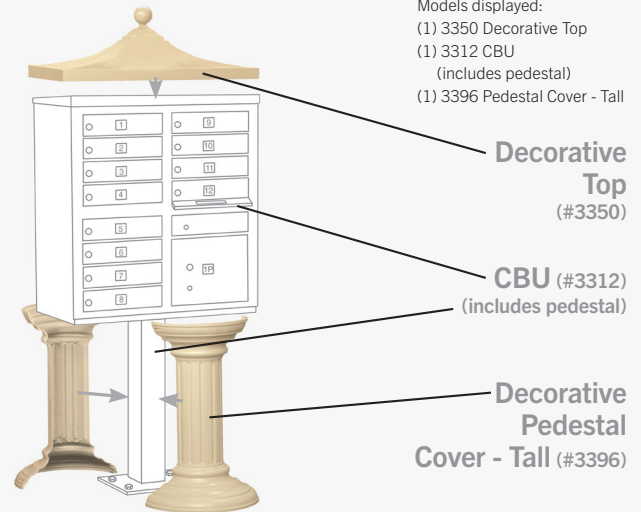
CBU & OPL Specifications & Options

for CBU's, OPL's and Regency® CBU's/OPL's on pages 8 - 13

REGENCY® DECORATIVE CBU & OPL ACCESSORIES - U.S.P.S. APPROVED

Made of die cast aluminum, Salsbury U.S.P.S. approved Regency® Decorative CBU and OPL accessories can be ordered separately from Salsbury 3300 series CBU's and OPL's. Decorative accessories feature a durable powder coated finish available in five (5) contemporary colors and provide an elegant finished look to CBU and OPL installations. Decorative tops (#3350) include a 3" diameter ball finial and an attractive sloping design and easily mount to the top of CBU's and OPL's with four (4) set screws (provided). Decorative pedestal covers (short - #3386 and tall - #3396) easily attach over CBU and OPL pedestals and include a plastic insect guard and installation hardware.

SAMPLE INSTALLATION OF REGENCY® DECORATIVE CBU/OPL ACCESSORIES



Models displayed:
(1) 3350 Decorative Top
(1) 3312 CBU
(includes pedestal)
(1) 3396 Pedestal Cover - Tall

Decorative
Top
(#3350)

CBU (#3312)
(includes pedestal)

Decorative
Pedestal
Cover - Tall (#3396)


Note: Regency® decorative tops and pedestal covers are available in a complete package that includes the CBU/OPL and pedestal (see pages 12-13).

DESCRIPTION

3350¹ - Regency® Decorative Top

- Option for #3308, #3312, #3316, #3313, #3305, #3306 and #3304
- 31" W x 11-1/2" H x 18-1/2" D

WEIGHT
20 lbs.



3350

DESCRIPTION

3386¹ - Regency® Pedestal Cover - Short

- Option for pedestal for #3316, #3313, #3306 and #3304
- 13-3/4" H x 17-3/4" diameter

WEIGHT
20 lbs.



3386

DESCRIPTION

3396¹ - Regency® Pedestal Cover - Tall

- Option for pedestal for #3308, #3312 and #3305
- 27-3/4" H x 17-3/4" diameter

WEIGHT
25 lbs.



3396

¹ Specify



sandstone bronze white green black

DESIGN ASSISTANCE

Our design engineers are available to architects, specification writers and individuals involved in the design of mail distribution facilities, apartment complexes and commercial buildings. Visit the informative Architect Resources section of our website at: www.mailboxes.com/Architectural-Resources to download specifications, technical drawings, AutoCAD, BIM/Revit models and Augmented Reality (AR) models. You can also submit required layout and options for a price quotation.




#3316R and #3306R in sandstone finish with optional custom engraved doors - black filled (#3374) displayed



#3316's and #3304 in bronze finish with optional custom engraved placards (#3367) displayed

CBU MAILBOX CONFIGURATOR




Access our CBU Configurator at:
www.mailboxes.com/Mailbox-Configurator

Our CBU mailbox configurator will assist in determining the ideal combination of mailboxes and parcel lockers based on your specific requirements. This robust tool also allows you to add numbering sequences to drawings. In addition to clear and easy to read elevation line drawings with dimensions, our online mailbox configurator will also provide you with PDF, Word, Excel and AutoCAD drawing files to download for your project. Purchasing products and requesting a quote online is simple and convenient.


CLUSTER BOX UNITS & OUTDOOR PARCEL LOCKERS SPECIFICATIONS & OPTIONS

MAILBOX DOOR SIZES


Each aluminum mailbox door includes a heavy duty five (5) pin cylinder cam lock with a dust/rain shield and three (3) keys.



#3351¹ Replacement "A" door and lock



#3352¹ Replacement "B" door and lock



#3356¹ Replacement "C" door and lock

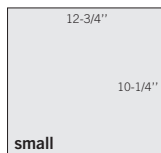
OUTGOING MAIL SLOT PLUG KIT

An outgoing mail slot plug kit is available for installations not serviced by the U.S.P.S. (#3370)




PARCEL LOCKER DOOR SIZES


Each CBU/OPL includes one or more fully integrated parcel lockers. Parcel lockers offer tenants a convenient way to receive packages on site and are equipped with a two (2) key security system.



#3353¹ Replacement parcel locker door and tenant lock - small



#3354¹ Replacement parcel locker door and tenant lock - medium



#3355¹ Replacement parcel locker door and tenant lock - large

FINISHES

Durable and corrosion resistant CBU's/OPL's feature a powder coated finish available in sandstone, bronze, white, green or black. Note - gray is available for replacement units only and is not available on Regency Decorative CBU's/OPL's and accessories.

1 Specify



IDENTIFICATION SYSTEMS

Each CBU/OPL door has a 1" high self adhesive number. The outgoing mail compartment is labeled "Outgoing Mail" and the parcel locker(s) are labeled with a "1P", "2P", etc. Custom identification systems are available as an option upon request.

CUSTOM ENGRAVED DOOR PLACARDS

1-3/4" W x 1-1/2" H custom engraved self-adhesive door placards are available as an option upon request. (#3367)



CUSTOM ENGRAVED UNIT PLACARDS

8" W x 1" H custom engraved self-adhesive unit placards are available as an option upon request. (#3363)



CUSTOM ENGRAVED DOORS

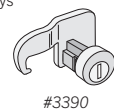
- Custom engraved door – regular (#3368)
- Custom engraved door – black filled (#3374)



LOCKS

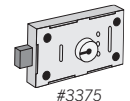
Each CBU/OPL door includes a heavy duty five (5) pin cylinder cam lock with a dust/rain shield and three (3) keys (2,000 different key changes). (#3390-5 - set of (5) #3390 locks)

- Additional keys per lock when ordering (#3398)
- Key blanks - box of (50) (#3399)



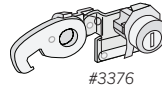
MASTER COMMERCIAL LOCK

Factory installed if for private access - for access door and parcel locker(s) - with (2) keys (#3375)



TENANT PARCEL LOCKER LOCK

For parcel locker door - with (3) keys (#3376)



OUTDOOR PARCEL LOCK CYLINDER

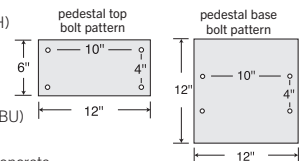
For outdoor parcel locker door - with (3) keys (#3377)



Note: For E series replacement CBU locks, see 3390E on page 50.

PEDESTALS

- #3385¹ Replacement pedestal for #3316, #3313, #3306, #3302 and #3304 (14-1/2" H)
- #3395¹ Replacement pedestal for #3308, #3312 and #3305 (28-1/2" H)
- #3285 Replacement pedestal for the Neighborhood Delivery and Collection Box Unit (NDCBU)
- #3393 Pedestal mounting kit - (4) 5-1/2" H expansion wedge anchor bolts - for existing concrete
- #3394 Pedestal mounting kit - (4) 1/2" W x 8" H anchor (J) bolts - for new concrete



OUTGOING MAIL COMPARTMENT
Cluster Box Units (CBU's) include a compartment for outgoing mail collection that is labeled "Outgoing Mail".